

Signify Classified - Internal
Cooper Lighting Solutions Photometric Lab
1121 Highway 74 South
Peachtree City, GA 30269



Scaled data based on original data using
LM-79-08 Approved Method: Electrical and Photometric Measurements of Solid-
State Lighting Products

Test Report Prepared for
Cooper Lighting Solutions
(formerly Eaton)

Brand: STREETWORKS

Report Number: P867724

Luminaire Tested: **MEM2-HTN-SA-60-730-U-T4W-HSS**

Issue Date: 08/21/2024



Test Information

Test Method: LM-79-08
Report Number: P867724
Test Lab: INNOVATION CENTER(G3)
Issue Date: 08/21/2024
Manufacturer: COOPER LIGHTING SOLUTIONS (FORMERLY EATON)
Product Line: STREETWORKS
Catalog Number: MEM2-HTN-SA-60-730-U-T4W-HSS
Description: EPIC MODERN TALL HOUSING DISCRETE LED ARRAYS 60W 70CRI 3000K
FIXTURE w/ TYPE IV WIDE DISTRIBUTION OPTIC AND HOUSE SIDE SHIELD
Light Source: (20) 3000K CCT, 70 CRI LEDS
Ballast/Driver: ELECTRONIC DRIVER

Summary

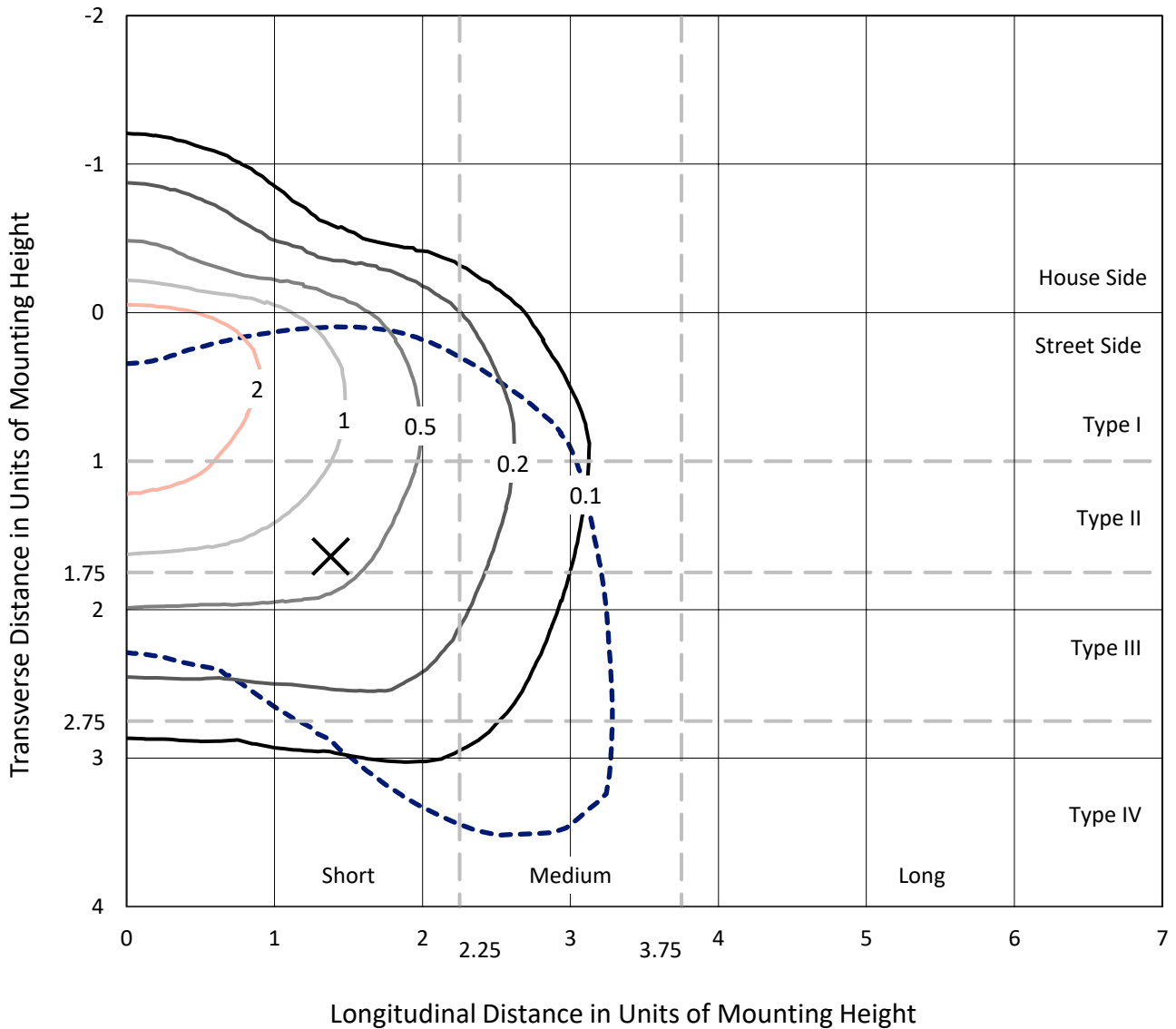
Lumens per Lamp: N/A
Luminaire Lumens: 6231.9 lumens
Efficiency: N/A
Efficacy: 102.2 lumens/watt
Luminous Opening: Rectangular (W 0.67' x L: 0.33' x H: 0')
IES Classification: Type IV - Short
BUG Rating: B1 - U0 - G2

Input Watts (W): 61
Input Voltage (V): 120
Input Current (A_{in}): NR
Voltage Rise (V): NR
Power Factor: 0.99
Total Harmonic Distortion (THDi): 9.89%
Frequency (hertz): 60
Stabilization Time: NR
Operation Time: NR
Ambient Temperature (°C): NR
Test Distance: 24 FT

REPORT NUMBER: P867724
 CATALOG NUMBER: MEM2-HTN-SA-60-730-U-T4W-HSS

Iso-Footcandle Lines of Horizontal Illumination

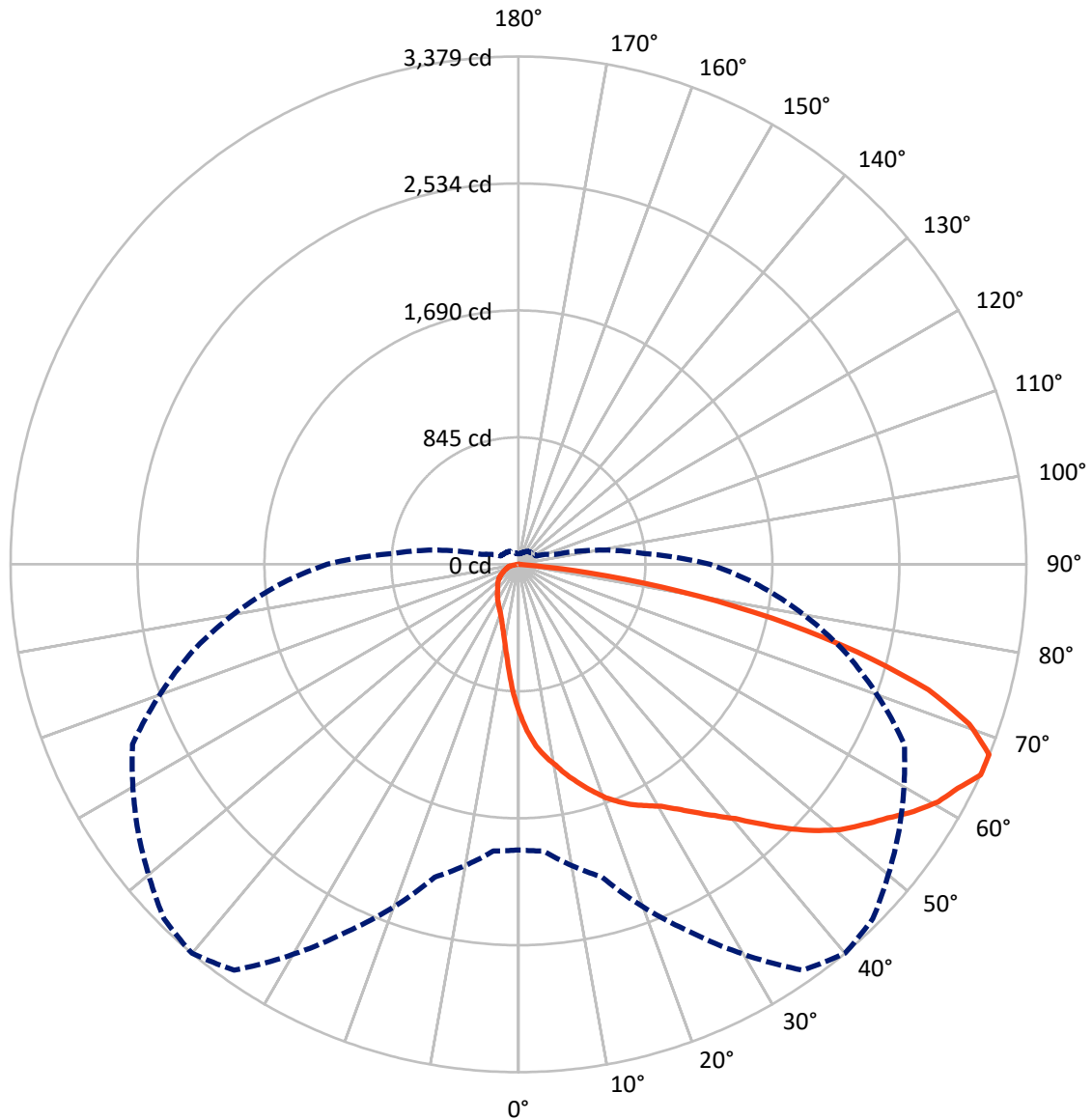
× Max cd
 - - - 1/2 Max cd



Based on 20 foot mounting height. Maximum calculated value = 3.6 fc
 Type IV - Short - N/A

REPORT NUMBER: P867724
CATALOG NUMBER: MEM2-HTN-SA-60-730-U-T4W-HSS

Luminous Intensity Polar Plot



— Vertical Plane Through 40-Deg Lateral - - - Horizontal Cone Through 65-Deg Vertical

REPORT NUMBER: P867724

CATALOG NUMBER: MEM2-HTN-SA-60-730-U-T4W-HSS

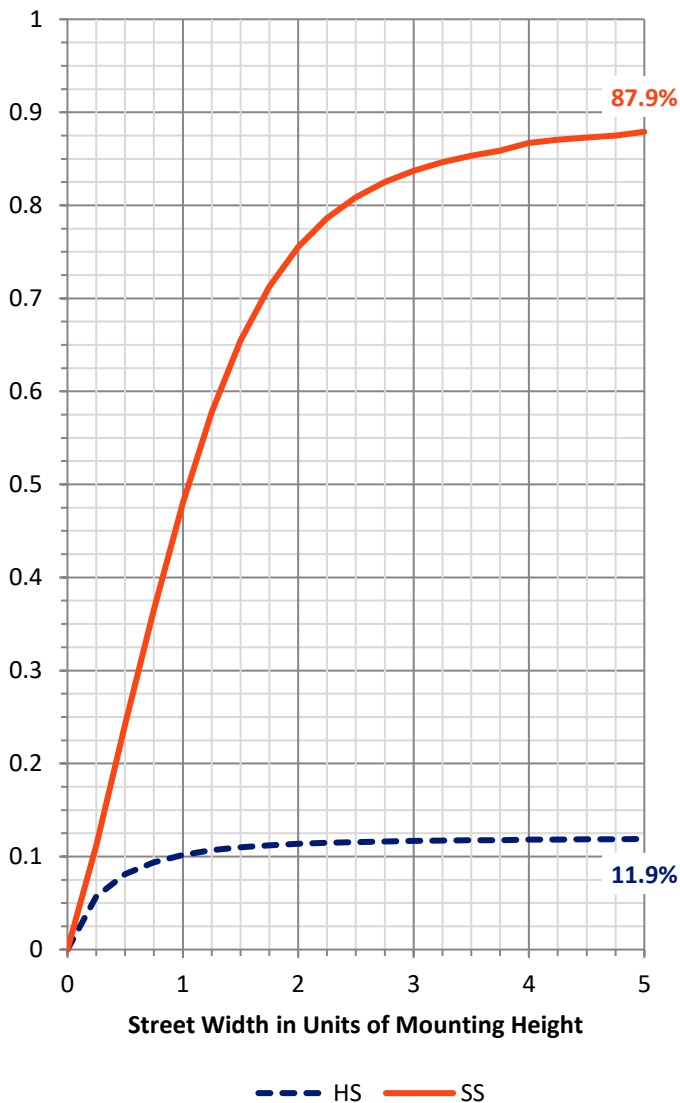
FLUX DISTRIBUTION:

		Downward	Upward	Total
House Side	Lumens	746.1	0.0	746.1
	% Fixture	12.0	0.0	12.0
Street Side	Lumens	5485.8	0.0	5485.8
	% Fixture	88.0	0.0	88.0
Total	Lumens	6231.9	0.0	6231.9
	% Fixture	100.0	0.0	100.0

ZONAL LUMENS:

Zone	Lumens	% Fixture
0°-10°	92.7	1.5
10°-20°	278.8	4.5
20°-30°	479.6	7.7
30°-40°	725.0	11.6
40°-50°	1060.2	17.0
50°-60°	1354.1	21.7
60°-70°	1351.3	21.7
70°-80°	792.4	12.7
80°-90°	97.6	1.6
90°-100°	0.0	0.0
100°-110°	0.0	0.0
110°-120°	0.0	0.0
120°-130°	0.0	0.0
130°-140°	0.0	0.0
140°-150°	0.0	0.0
150°-160°	0.0	0.0
160°-170°	0.0	0.0
170°-180°	0.0	0.0
0°-90°	6231.9	100.0
0°-180°	6231.9	100.0

Coefficient of Utilization



REPORT NUMBER: P867724

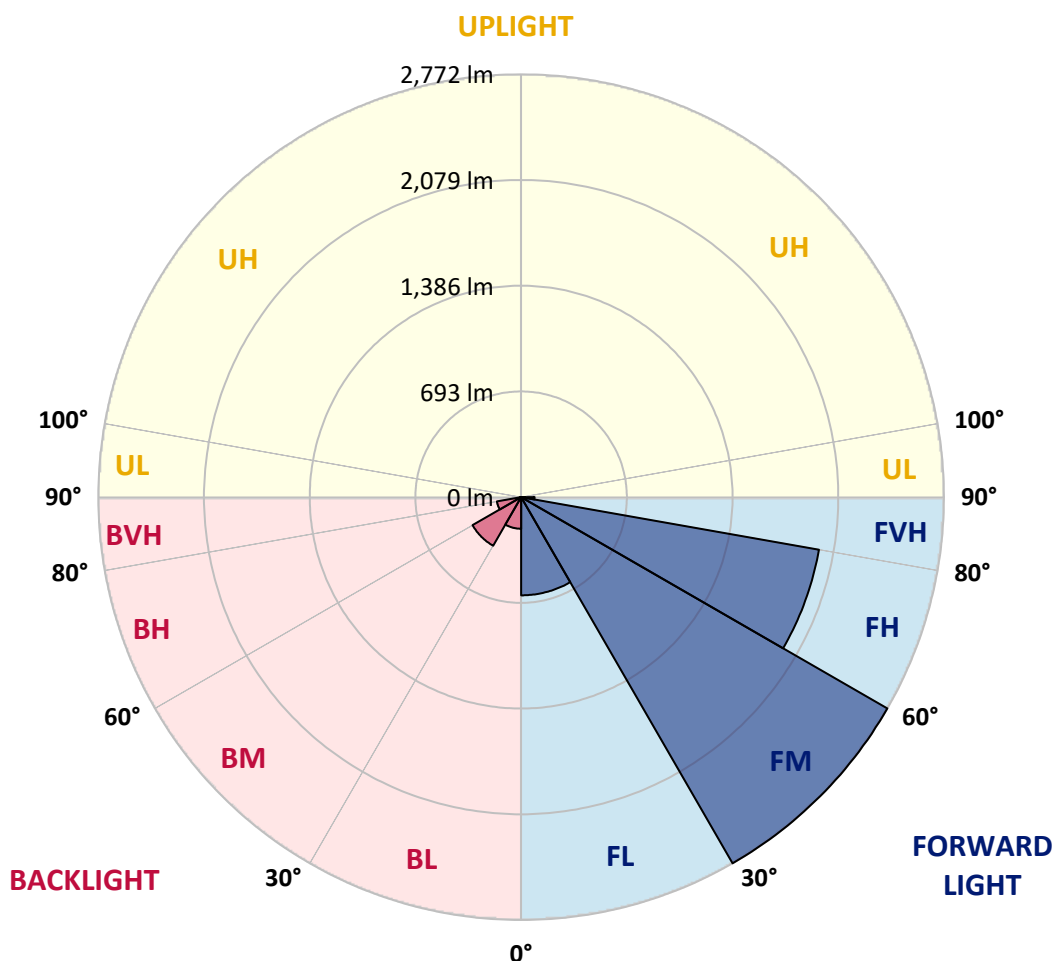
CATALOG NUMBER: MEM2-HTN-SA-60-730-U-T4W-HSS

LUMINAIRE CLASSIFICATION SYSTEM LUMEN TABLE AND BUG RATING:

Zone	Lumens	% Fixture	Zone Rating/Lumen Limit		
			B	U	G
FL (0°-30°)	643.7	10.3			
FM (30°-60°)	2771.6	44.5			
FH (60°-80°)	1982.3	31.8			G2/5000
FVH (80°-90°)	88.2	1.4			G1/100
BL (0°-30°)	207.5	3.3	B1/500		
BM (30°-60°)	367.6	5.9	B1/1000		
BH (60°-80°)	161.5	2.6	B1/500		G1/500
BVH (80°-90°)	9.4	0.2			G0/10
UL (90°-100°)	0.0	0.0		U0/0	
UH (100°-180°)	0.0	0.0		U0/0	

BUG Rating: B1-U0-G2

Type IV Short





REPORT NUMBER: P867724

CATALOG NUMBER: MEM2-HTN-SA-60-730-U-T4W-HSS

CANDELA DISTRIBUTION (FULL):

	0°	5°	15°	25°	35°	40°	45°	55°	65°	75°	85°
0°	990.6	990.6	990.6	990.6	990.6	990.6	990.6	990.6	990.6	990.6	990.6
2.5°	1155.7	1150.4	1139.9	1131.1	1118.8	1108.3	1097.7	1078.4	1053.8	1032.8	1006.4
5°	1269.9	1261.1	1254.1	1243.5	1222.4	1213.7	1206.6	1166.2	1124.1	1080.2	1022.2
7.5°	1350.7	1357.7	1343.6	1327.8	1301.5	1290.9	1280.4	1240.0	1187.3	1124.1	1041.5
10°	1443.8	1445.5	1427.9	1408.6	1380.5	1359.4	1345.4	1296.2	1238.3	1168.0	1062.6
12.5°	1533.3	1533.3	1522.8	1494.7	1457.8	1438.5	1413.9	1357.7	1287.4	1204.9	1087.2
15°	1605.3	1608.9	1600.1	1579.0	1538.6	1512.2	1487.7	1422.7	1333.1	1247.0	1106.5
17.5°	1670.3	1668.6	1663.3	1644.0	1605.3	1584.3	1559.7	1487.7	1385.8	1280.4	1136.4
20°	1714.2	1714.2	1712.5	1701.9	1673.8	1658.0	1628.2	1552.6	1443.8	1329.6	1168.0
22.5°	1747.6	1745.8	1745.8	1747.6	1731.8	1716.0	1703.7	1628.2	1503.5	1371.7	1199.6
25°	1775.7	1774.0	1779.2	1782.7	1775.7	1772.2	1758.1	1700.2	1577.2	1420.9	1231.2
27.5°	1812.6	1817.9	1816.1	1816.1	1814.3	1817.9	1816.1	1766.9	1649.2	1473.6	1264.6
30°	1870.6	1879.3	1874.1	1867.0	1867.0	1868.8	1877.6	1846.0	1733.6	1538.6	1301.5
32.5°	2005.8	1997.0	1960.1	1935.5	1939.1	1940.8	1949.6	1932.0	1817.9	1612.4	1340.1
35°	2160.4	2149.8	2109.4	2053.2	2033.9	2026.9	2025.1	2014.6	1909.2	1691.4	1385.8
37.5°	2360.6	2364.1	2304.4	2223.6	2165.6	2121.7	2112.9	2090.1	1988.2	1763.4	1433.2
40°	2564.3	2550.3	2499.3	2420.3	2306.1	2225.3	2199.0	2167.4	2077.8	1838.9	1478.9
42.5°	2761.0	2734.7	2668.0	2581.9	2448.4	2360.6	2300.9	2260.5	2160.4	1921.5	1522.8
45°	3017.5	2941.9	2822.5	2745.2	2578.4	2506.4	2451.9	2362.3	2258.7	2004.0	1575.5
47.5°	3219.5	3073.7	2964.8	2931.4	2713.6	2646.9	2597.7	2473.0	2358.8	2097.1	1629.9
50°	3182.6	3093.0	3066.7	3036.8	2815.5	2775.1	2729.4	2599.5	2460.7	2195.5	1682.6
52.5°	3087.7	3098.3	3131.6	3080.7	2905.1	2877.0	2847.1	2734.7	2562.6	2276.3	1730.0
55°	3012.2	3033.3	3122.9	3107.0	3012.2	2980.6	2959.5	2868.2	2660.9	2350.0	1770.4
57.5°	2875.2	2857.6	2970.1	3152.7	3126.4	3101.8	3080.7	3008.7	2761.0	2402.7	1796.8
60°	2659.2	2594.2	2745.2	3096.5	3205.4	3208.9	3196.6	3114.1	2841.8	2402.7	1782.7
62.5°	2355.3	2293.8	2480.0	2908.6	3247.6	3280.9	3273.9	3151.0	2877.0	2350.0	1728.3
65°	1900.4	1914.5	2155.1	2696.1	3296.7	3379.3	3335.4	3091.2	2833.1	2248.2	1605.3
67.5°	1517.5	1559.7	1775.7	2420.3	3273.9	3377.5	3316.1	2922.6	2645.1	2105.9	1417.4
70°	1197.9	1226.0	1405.1	2047.9	3073.7	3182.6	3105.3	2664.4	2327.2	1886.4	1178.5
72.5°	936.2	962.5	1115.3	1638.7	2725.9	2852.4	2755.8	2316.7	1930.3	1600.1	936.2
75°	711.3	730.7	844.8	1262.8	2170.9	2329.0	2258.7	1854.7	1507.0	1266.4	716.6
77.5°	458.4	484.8	613.0	885.2	1533.3	1723.0	1731.8	1385.8	1083.7	915.1	526.9
80°	303.9	314.4	393.4	576.1	943.2	1090.7	1141.7	936.2	692.0	583.1	379.4
82.5°	126.5	140.5	187.9	289.8	472.5	474.2	542.7	395.2	281.0	247.7	159.8
85°	3.5	7.0	5.3	14.1	12.3	19.3	22.8	31.6	22.8	24.6	24.6
87.5°	0.0	0.0	1.8	1.8	3.5	3.5	3.5	3.5	3.5	5.3	3.5
90°	0.0	0.0	0.0	0.0	0.0	0.0	0.0	0.0	0.0	0.0	0.0



REPORT NUMBER: P867724

CATALOG NUMBER: MEM2-HTN-SA-60-730-U-T4W-HSS

CANDELA DISTRIBUTION (continued):

	90°	95°	105°	115°	125°	135°	145°	155°	165°	175°	180°
0°	990.6	990.6	990.6	990.6	990.6	990.6	990.6	990.6	990.6	990.6	990.6
2.5°	994.1	978.3	946.7	922.1	895.8	876.4	858.9	839.6	827.3	829.0	816.7
5°	994.1	964.3	901.0	844.8	793.9	757.0	716.6	685.0	662.2	658.6	669.2
7.5°	999.4	950.2	855.4	771.1	700.8	642.8	600.7	569.1	553.3	542.7	541.0
10°	1004.7	939.7	813.2	706.1	618.2	555.0	518.1	483.0	465.4	463.7	458.4
12.5°	1008.2	927.4	774.6	641.1	549.7	490.0	453.1	425.0	411.0	411.0	409.2
15°	1020.5	923.9	734.2	591.9	497.1	439.1	407.5	384.6	375.9	370.6	368.8
17.5°	1031.0	916.8	699.0	542.7	449.6	398.7	368.8	353.0	344.3	340.7	339.0
20°	1046.8	913.3	665.7	502.3	414.5	365.3	342.5	328.4	323.2	319.7	319.7
22.5°	1062.6	909.8	632.3	467.2	384.6	340.7	319.7	307.4	302.1	300.3	298.6
25°	1081.9	908.1	604.2	437.3	358.3	321.4	302.1	291.6	284.5	281.0	281.0
27.5°	1101.3	909.8	576.1	407.5	335.5	303.9	284.5	272.2	267.0	259.9	261.7
30°	1127.6	911.6	553.3	382.9	316.1	286.3	268.7	252.9	245.9	242.4	242.4
32.5°	1153.9	918.6	530.4	360.1	296.8	272.2	251.2	237.1	228.3	226.6	224.8
35°	1182.0	923.9	509.4	340.7	281.0	256.4	235.4	221.3	214.3	212.5	212.5
37.5°	1213.7	932.6	493.5	323.2	265.2	240.6	221.3	207.3	202.0	200.2	200.2
40°	1247.0	946.7	481.3	307.4	252.9	226.6	209.0	196.7	193.2	191.4	191.4
42.5°	1280.4	959.0	470.7	295.1	240.6	214.3	200.2	187.9	182.7	182.7	182.7
45°	1312.0	967.8	460.2	282.8	228.3	205.5	189.7	179.2	173.9	173.9	173.9
47.5°	1340.1	976.6	444.4	270.5	216.0	193.2	180.9	170.4	165.1	165.1	165.1
50°	1370.0	981.8	426.8	254.7	203.7	184.4	172.1	159.8	156.3	154.6	154.6
52.5°	1394.6	981.8	404.0	238.9	189.7	172.1	161.6	151.0	145.8	142.3	142.3
55°	1412.1	981.8	379.4	219.5	175.6	161.6	151.0	140.5	133.5	128.2	128.2
57.5°	1422.7	976.6	351.3	196.7	161.6	147.5	140.5	128.2	114.2	103.6	100.1
60°	1413.9	960.7	321.4	172.1	145.8	135.2	130.0	114.2	94.8	89.6	89.6
62.5°	1377.0	923.9	291.6	151.0	133.5	122.9	117.7	100.1	86.1	80.8	80.8
65°	1273.4	834.3	254.7	131.7	119.4	112.4	105.4	89.6	77.3	70.3	70.3
67.5°	1122.3	720.1	212.5	115.9	107.1	101.9	96.6	80.8	68.5	61.5	61.5
70°	909.8	581.4	180.9	101.9	94.8	91.3	86.1	73.8	59.7	54.4	54.4
72.5°	714.8	456.7	151.0	91.3	87.8	80.8	77.3	65.0	54.4	49.2	49.2
75°	532.2	340.7	133.5	80.8	80.8	72.0	70.3	58.0	47.4	43.9	43.9
77.5°	391.7	252.9	115.9	70.3	70.3	63.2	59.7	50.9	43.9	40.4	40.4
80°	265.2	172.1	86.1	52.7	52.7	50.9	47.4	43.9	36.9	33.4	31.6
82.5°	112.4	72.0	42.2	26.3	24.6	19.3	15.8	12.3	12.3	10.5	10.5
85°	19.3	8.8	8.8	7.0	5.3	5.3	5.3	3.5	3.5	3.5	3.5
87.5°	3.5	3.5	3.5	3.5	3.5	3.5	1.8	1.8	1.8	1.8	1.8
90°	0.0	0.0	0.0	0.0	0.0	0.0	0.0	0.0	0.0	0.0	0.0

LM-79-2019: Approved Method: Electrical and Photometric Measurements of Solid-State Lighting Products

Report Prepared for

Cooper Lighting Solutions

Streetworks

Report Number: SP1-2407-157-4

Test Date: 08/07/2024

Luminaire Tested: MEM2-HTN-SA-30-730-U-5WQ-2

Data in this report applies to families of products including MEM2-HTN-SA-30-730-U-5WQ-2

Test Information

Test Method: LM-79-2019
 Report Number: SP1-2407-157-4
 Test Lab: COOPER LIGHTING SOLUTIONS
 Photometer: SP1 - 76IN SPHERE
 Measurement Geometry: 4π
 Issue Date: 08/20/2024
 Manufacturer: COOPER LIGHTING SOLUTIONS
 Product Line: Streetworks
 Catalog Number: **MEM2-HTN-SA-30-730-U-5WQ-2**
 Description: Epic Modern Light Square 30W 5WQ Optic and Flare Trim

Spectral Parameters

CCT (K): 3057
 CIE u': 0.2487
 CIE v': 0.5199
 Duv: -0.0002
 CIE x: 0.4326
 CIE y: 0.4020
 CIE z: 0.1654
 Peak Wavelength (nm): 593
 Dominant Wavelength (nm): 582
 Purity: 50.50735
 Rf: 74.6
 Rg: 94

CRI (Ra):	71.7		
R1:	68.1	R9:	-34.8
R2:	82.0	R10:	58.5
R3:	93.5	R11:	62.5
R4:	67.5	R12:	47.5
R5:	67.2	R13:	70.7
R6:	74.9	R14:	96.4
R7:	77.4	R15:	60.0
R8:	43.1		



Test Conditions

Stabilization Time: 21M
 Operation Time: 1H 21M
 Sphere Temperature (°C): 24.2

REPORT NUMBER: SP1-2407-157-4

Measurement and Test Equipment			
Instrument	Identification Number	Calibration Date	Calibration Due Date
Photometer	IN0058	6/18/2024	12/18/2024
Power Meter	INXT2011004	2/8/2024	2/8/2025
AC Power Source	IN0063	10/24/2023	10/24/2024
DC Power Source	IN0208	10/24/2023	10/24/2024
Sphere Thermometer	IN0085	10/24/2023	10/24/2024
Room Thermometer	IN0046	10/24/2023	10/24/2024

REPORT NUMBER: SP1-2407-157-4

CIE 1931 Chromaticity Diagram



CIE 1931 Chromaticity Diagram with 2017 ANSI 7-Step and 4-Step Quadrangles



Point lies inside the ANSI 3000K 4-step quadrangle

REPORT NUMBER: SP1-2407-157-4

Photopic Flux vs. Wavelength



Photopic Lumens: NR

λ (nm)	Power W [^] /nm	Lumens (ϕ /nm)	λ (nm)	Power W [^] /nm	Lumens (ϕ /nm)	λ (nm)	Power W [^] /nm	Lumens (ϕ /nm)	λ (nm)	Power W [^] /nm	Lumens (ϕ /nm)	λ (nm)	Power W [^] /nm	Lumens (ϕ /nm)
360	0	NR	490	104	NR	620	818	NR	750	20	NR	880	1	NR
365	0	NR	495	135	NR	625	755	NR	755	17	NR	885	0	NR
370	0	NR	500	184	NR	630	691	NR	760	15	NR	890	0	NR
375	0	NR	505	247	NR	635	625	NR	765	13	NR	895	0	NR
380	0	NR	510	309	NR	640	561	NR	770	11	NR	900	0	NR
385	0	NR	515	369	NR	645	499	NR	775	9	NR	905	0	NR
390	0	NR	520	419	NR	650	441	NR	780	8	NR	910	0	NR
395	0	NR	525	460	NR	655	388	NR	785	7	NR	915	0	NR
400	1	NR	530	492	NR	660	338	NR	790	6	NR	920	0	NR
405	3	NR	535	524	NR	665	294	NR	795	5	NR	925	0	NR
410	7	NR	540	553	NR	670	253	NR	800	4	NR	930	0	NR
415	15	NR	545	588	NR	675	218	NR	805	4	NR	935	0	NR
420	31	NR	550	625	NR	680	188	NR	810	3	NR	940	0	NR
425	60	NR	555	670	NR	685	161	NR	815	3	NR	945	0	NR
430	107	NR	560	723	NR	690	139	NR	820	3	NR	950	0	NR
435	183	NR	565	780	NR	695	118	NR	825	2	NR	955	0	NR
440	289	NR	570	837	NR	700	100	NR	830	2	NR	960	0	NR
445	460	NR	575	894	NR	705	85	NR	835	2	NR	965	0	NR
450	646	NR	580	942	NR	710	73	NR	840	1	NR	970	0	NR
455	561	NR	585	976	NR	715	62	NR	845	1	NR	975	0	NR
460	331	NR	590	998	NR	720	53	NR	850	1	NR	980	0	NR
465	238	NR	595	1000	NR	725	45	NR	855	1	NR	985	0	NR
470	178	NR	600	990	NR	730	39	NR	860	1	NR	990	0	NR
475	120	NR	605	962	NR	735	33	NR	865	1	NR	995	0	NR
480	96	NR	610	925	NR	740	28	NR	870	1	NR	1000	0	NR
485	95	NR	615	873	NR	745	24	NR	875	1	NR			

REPORT NUMBER: SP1-2407-157-4

Scotopic Flux vs. Wavelength



Scotopic Lumens: NR

S/P: 1.23

λ (nm)	Power W [^] /nm	Lumens (φ/nm)	λ (nm)	Power W [^] /nm	Lumens (φ/nm)	λ (nm)	Power W [^] /nm	Lumens (φ/nm)	λ (nm)	Power W [^] /nm	Lumens (φ/nm)	λ (nm)	Power W [^] /nm	Lumens (φ/nm)
360	0	NR	490	104	NR	620	818	NR	750	20	NR	880	1	NR
365	0	NR	495	135	NR	625	755	NR	755	17	NR	885	0	NR
370	0	NR	500	184	NR	630	691	NR	760	15	NR	890	0	NR
375	0	NR	505	247	NR	635	625	NR	765	13	NR	895	0	NR
380	0	NR	510	309	NR	640	561	NR	770	11	NR	900	0	NR
385	0	NR	515	369	NR	645	499	NR	775	9	NR	905	0	NR
390	0	NR	520	419	NR	650	441	NR	780	8	NR	910	0	NR
395	0	NR	525	460	NR	655	388	NR	785	7	NR	915	0	NR
400	1	NR	530	492	NR	660	338	NR	790	6	NR	920	0	NR
405	3	NR	535	524	NR	665	294	NR	795	5	NR	925	0	NR
410	7	NR	540	553	NR	670	253	NR	800	4	NR	930	0	NR
415	15	NR	545	588	NR	675	218	NR	805	4	NR	935	0	NR
420	31	NR	550	625	NR	680	188	NR	810	3	NR	940	0	NR
425	60	NR	555	670	NR	685	161	NR	815	3	NR	945	0	NR
430	107	NR	560	723	NR	690	139	NR	820	3	NR	950	0	NR
435	183	NR	565	780	NR	695	118	NR	825	2	NR	955	0	NR
440	289	NR	570	837	NR	700	100	NR	830	2	NR	960	0	NR
445	460	NR	575	894	NR	705	85	NR	835	2	NR	965	0	NR
450	646	NR	580	942	NR	710	73	NR	840	1	NR	970	0	NR
455	561	NR	585	976	NR	715	62	NR	845	1	NR	975	0	NR
460	331	NR	590	998	NR	720	53	NR	850	1	NR	980	0	NR
465	238	NR	595	1000	NR	725	45	NR	855	1	NR	985	0	NR
470	178	NR	600	990	NR	730	39	NR	860	1	NR	990	0	NR
475	120	NR	605	962	NR	735	33	NR	865	1	NR	995	0	NR
480	96	NR	610	925	NR	740	28	NR	870	1	NR	1000	0	NR
485	95	NR	615	873	NR	745	24	NR	875	1	NR			

REPORT NUMBER: SP1-2407-157-4

Melanopic Flux vs. Wavelength



Melanopic Lumens: NR

M/P: 2.27

λ (nm)	Power W [^] /nm	Lumens (φ/nm)	λ (nm)	Power W [^] /nm	Lumens (φ/nm)	λ (nm)	Power W [^] /nm	Lumens (φ/nm)	λ (nm)	Power W [^] /nm	Lumens (φ/nm)	λ (nm)	Power W [^] /nm	Lumens (φ/nm)
360	0	NR	490	104	NR	620	818	NR	750	20	NR	880	1	NR
365	0	NR	495	135	NR	625	755	NR	755	17	NR	885	0	NR
370	0	NR	500	184	NR	630	691	NR	760	15	NR	890	0	NR
375	0	NR	505	247	NR	635	625	NR	765	13	NR	895	0	NR
380	0	NR	510	309	NR	640	561	NR	770	11	NR	900	0	NR
385	0	NR	515	369	NR	645	499	NR	775	9	NR	905	0	NR
390	0	NR	520	419	NR	650	441	NR	780	8	NR	910	0	NR
395	0	NR	525	460	NR	655	388	NR	785	7	NR	915	0	NR
400	1	NR	530	492	NR	660	338	NR	790	6	NR	920	0	NR
405	3	NR	535	524	NR	665	294	NR	795	5	NR	925	0	NR
410	7	NR	540	553	NR	670	253	NR	800	4	NR	930	0	NR
415	15	NR	545	588	NR	675	218	NR	805	4	NR	935	0	NR
420	31	NR	550	625	NR	680	188	NR	810	3	NR	940	0	NR
425	60	NR	555	670	NR	685	161	NR	815	3	NR	945	0	NR
430	107	NR	560	723	NR	690	139	NR	820	3	NR	950	0	NR
435	183	NR	565	780	NR	695	118	NR	825	2	NR	955	0	NR
440	289	NR	570	837	NR	700	100	NR	830	2	NR	960	0	NR
445	460	NR	575	894	NR	705	85	NR	835	2	NR	965	0	NR
450	646	NR	580	942	NR	710	73	NR	840	1	NR	970	0	NR
455	561	NR	585	976	NR	715	62	NR	845	1	NR	975	0	NR
460	331	NR	590	998	NR	720	53	NR	850	1	NR	980	0	NR
465	238	NR	595	1000	NR	725	45	NR	855	1	NR	985	0	NR
470	178	NR	600	990	NR	730	39	NR	860	1	NR	990	0	NR
475	120	NR	605	962	NR	735	33	NR	865	1	NR	995	0	NR
480	96	NR	610	925	NR	740	28	NR	870	1	NR	1000	0	NR
485	95	NR	615	873	NR	745	24	NR	875	1	NR			

Summary

$R_f = 74.6$
 $R_g = 94$
 $CIE R_a = 71.7$
 $R_9 = -34.8$

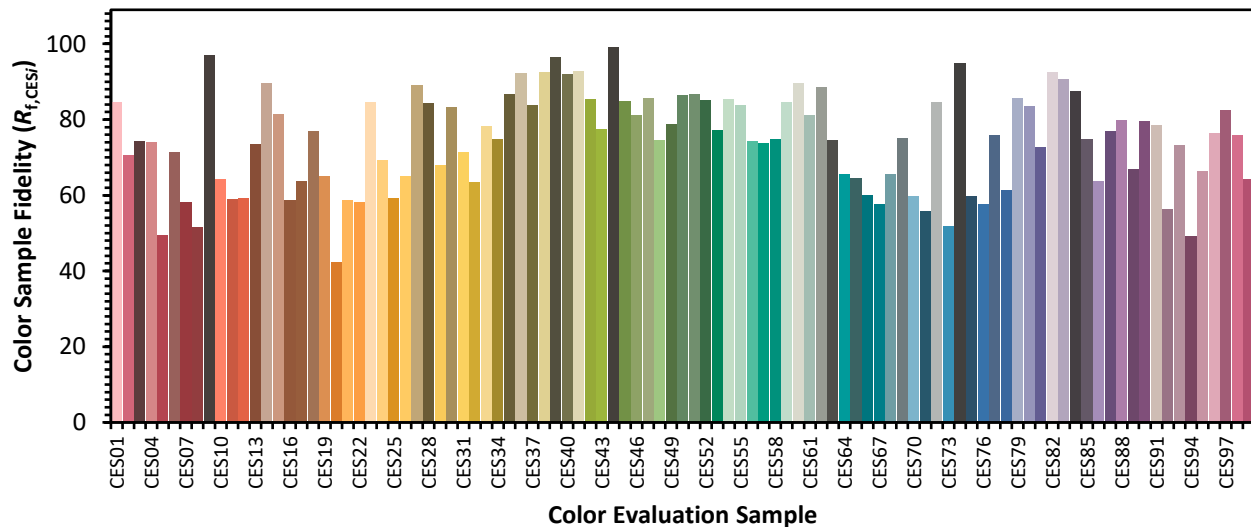


Color Vector Graphics

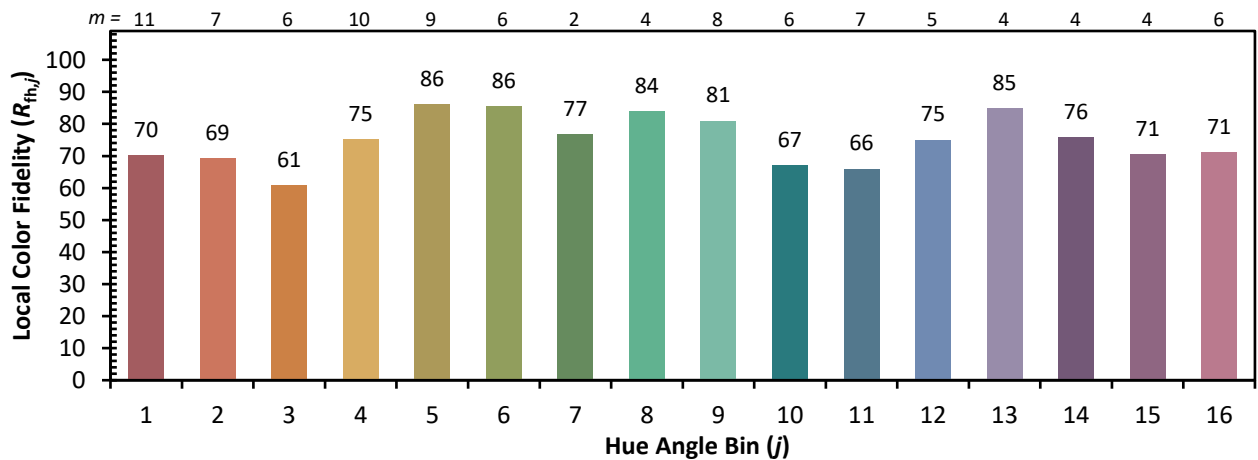


Individual Sample Fidelity Index ($R_{f,i}$)

CES01 = 86	CES26 = 65	CES51 = 87	CES76 = 58
CES02 = 62	CES27 = 89	CES52 = 85	CES77 = 76
CES03 = 31	CES28 = 84	CES53 = 77	CES78 = 61
CES04 = 71	CES29 = 68	CES54 = 85	CES79 = 86
CES05 = 49	CES30 = 83	CES55 = 84	CES80 = 83
CES06 = 51	CES31 = 71	CES56 = 74	CES81 = 73
CES07 = 41	CES32 = 64	CES57 = 74	CES82 = 93
CES08 = 40	CES33 = 78	CES58 = 75	CES83 = 91
CES09 = 29	CES34 = 75	CES59 = 85	CES84 = 88
CES10 = 76	CES35 = 87	CES60 = 90	CES85 = 75
CES11 = 59	CES36 = 92	CES61 = 81	CES86 = 64
CES12 = 65	CES37 = 84	CES62 = 89	CES87 = 77
CES13 = 43	CES38 = 92	CES63 = 75	CES88 = 80
CES14 = 74	CES39 = 96	CES64 = 65	CES89 = 67
CES15 = 71	CES40 = 92	CES65 = 64	CES90 = 80
CES16 = 47	CES41 = 93	CES66 = 60	CES91 = 78
CES17 = 50	CES42 = 86	CES67 = 58	CES92 = 56
CES18 = 56	CES43 = 77	CES68 = 66	CES93 = 73
CES19 = 73	CES44 = 99	CES69 = 75	CES94 = 49
CES20 = 66	CES45 = 85	CES70 = 60	CES95 = 66
CES21 = 87	CES46 = 81	CES71 = 56	CES96 = 76
CES22 = 79	CES47 = 86	CES72 = 85	CES97 = 82
CES23 = 92	CES48 = 75	CES73 = 52	CES98 = 76
CES24 = 91	CES49 = 79	CES74 = 95	CES99 = 64
CES25 = 73	CES50 = 86	CES75 = 60	



Color Rendition by Hue-Angle Bin



Measure Comparisons



(END OF REPORT)